

Bambu Dual-Sided Textured PEI Plate

Perfect for every-day use when a textured
surface finish is needed

*Suitable for all Bambu Lab 3D Printer models.



Store
Support

Printers

Filament


Accessories



welcome, vance.carter



EU



Overview

The Bambu Dual-sided Textured PEI Plate is a flexible magnetic build plate with sprayed dual-sided PEI coating. During printing, the plate will provide excellent adhesion and easy print removal after cooling.


Recommended Settings

Please note that other slicer settings might need to be adjusted based on the printed model and the filament requirements

	Hotbed Temperature	Glue Stick Required?	Upper Glass Cover Plate R
PLA/PLA-CF/PLA-GF	45~60°C	No	Yes
ABS	90~100°C	No	No
PETG	60~80°C	No	No
TPU	35~45°C	Yes	Yes
ASA	90~100°C	No	No
PVA	45~60°C	No	Yes
PC/PC-CF	90~110°C	Yes	No
PA/PA-CF/PAHT-CF	90~110°C	Yes	No

Surface Finish

The Bambu Dual-sided Textured PEI Plate uses sprayed PEI to provide a tactile matte surface to areas of the model that touch the build plate




Benefits

- ✓ Dual-sided textured PEI for increased surface lifetime
- ✓ Most of the time, no glue-stick is required for regular filaments
- ✓ Nice textured finish for the prints
- ✓ Excellent adhesion and easy print removal


Downsides

- ✗ Glue-stick is still recommended for some filaments and printing conditions
- ✗ Cannot be used without heating the printing surface
- ✗ LIDAR will have trouble correctly reading the print surface and the calibration can be affected

Installation Steps



Step 1: Align the plate with the fixed points of the platform with the name of the plate facing you



Step 2: Lower the plate and secure to the magnetic platform

Product Specification

--	--	--	--

Surface temperature resistance	Up to 200°C	Usable print size	256*256 mm
Flexible spring steel thickness	0.4 mm	Texture PEI coating thickness	0.075 mm
Package Weight	320 g	Package size	290*290*4 mm

Considerations

- When printing filament with a heat deflection temperature below 60°C (such as PLA, PVA, TPU) the hotbed temperature is set above 45°C and it is recommended to open the front glass door and remove the upper glass cover plate to avoid heat creep that can cause the material to soften, leading to abnormal extrusion or clogs
 - The Automatic Calibration for Flow Rate is not recommended, as the LIDAR will have trouble correctly reading the print surface and the calibration can be affected
 - Regularly clean the print surface with dish soap and hot water to eliminate any dust or grease residue, which might cause bad adhesion
 - Do not clean the Textured PEI with Acetone, as it might damage the PEI surface
 - Always wait for a few minutes before removing printed models to allow them to cool down for easy print removal
-